





# Sierra Nevada Unit

Wally Byam Caravan Club International



## Highlights

1980 Nevada Caravan	2
Belonging to a Unit	3
Send Us Your Stories	3
Historical RV Travel	4



## Future SNU Rallies

- Washoe Lake State Park – Reno March 17, 2016
- Ft Churchill State Pk main campground April 21 – 24
- Crocker NFS campground - May 19– 22
- Hickison Petroglyph BLM cmpgd - June 23-26
- WBCCI International Rally Lewisburg, WV - June 28, July 5, 2016
- Weed Heights RV Park – near Yerington - July 21 - July 24, 2016
- Obsidian Dome – near June Lakes, CA - Thursday August 18 – Sunday 21, 2016
- Lassen RV Resort (SNU 40th Anniversary Celebration) -near McArthur, CA - Thursday September 22– Sunday 25 2016
- Region 12 Rally Golden Palms RV site in Hemet, CA - Oct. 12th to the 16th of 2016
- Scout Camp, Ft Churchill NV State Park - Thursday October 20 – Sunday 23, 2016
- Carson City – Plaza Hotel- Saturday November 19, 2016 11:30 am luncheon
- Death Valley Mesquite Campground - Date TBA
- Brian & Jeni Root's House, Reno - Saturday December 17, 2016 11:30 am luncheon

## February Luncheon

We had a very nice lunch at the Olive Garden on Saturday February 20<sup>th</sup>. It's always fun to check out new places. Excitement is growing for our March Rally. That was the main topic of discussion at lunch. After a long search, it looks like Gene & Kathy will have a new window installed in their MoHo by then.

Jerry & Dyann may have a new tow dolly for their MoHo. Bryan & Diane will probably have new tires on their trailer. All of us will be getting our rigs de-winterized, cleaned up and ready for rallies and other adventures. Other than those mentioned, lunch participants included Randy & Vicki,



Gary & Anita and Bob & Cecilia. I think we all left the lunch pretty well stuffed. Anita headed to a gardening class and several others did some shopping before heading home. Overall, a good way to spend a Saturday.

## First Rally of 2016

Washoe Lake State Park in Washoe Valley is the **site of the first SNU rally** of 2016. The dates are Thursday March 17, 2016 to Sunday March 20, 2016. The rally will be in the main campground area. It's the first time the SNU has held a rally at this site since 2000. Here are some excerpts from the **June 2000 newsletter** about the rally at Washoe Lake.

**The May rally at Washoe Lake State Park was a huge success, in spite of some not so great weather. There were six Unit trailers/motorhomes and one guest trailer. The guests were from the Oregon Unit. They planned on just one night at the rally but had so much fun they stayed for the whole rally.**

Washoe Lake is a great place for bird watching. Trails are available throughout the park for motorized and non-motorized uses.



There are 49 camp sites available on a first come basis. To help celebrate St. Patrick's Day, we'll have a corned beef and cabbage dinner on Friday. Other meals will probably be shared meals with morning coffee & goodies and lunch on your own. Be sure and bring wood for campfires.

40 Years of SNU !



40th Anniversary Year



## Leveling

There are several people in the SNU who have earned an advanced degree in leveling. Many of the SNU's preferred rally sites do not provide smooth, level paved parking. This makes for great opportunities to experiment with equipment and techniques to ensure you have a level rig. Leveling also provides a unique source of entertainment. Those who arrive at the rally site first, get to enjoy watching (and helping) others find a spot and figure out how best to level their rig. Over the years we have gone from using primarily objects (rocks and boards) found at the rally site or whatever we had with us (spare tires and extra jacks) to more commercial products like the variety of leveling blocks. Some of us take the more engineered and aesthetically pleasing approach. Some stick to practical and just getting the job done. **Check the website** to view a photo gallery of leveling techniques and read more information on leveling.



## 1980 Mid-Nevada Caravan

One of the few things that still exists of the SNU prior to 1995 is a **photo album of a 1980 Caravan** of Mid-Nevada. This was an official rally sanctioned by WBCCI. Although I haven't found any documents or photos of other caravans, it seems that this was the third official caravan carried out by the SNU. The 1980 rally started in the parking lot of the Water Hole in Fallon Nevada on August 17, 1980. Five rigs participated. The comments in the photo gallery and in this article come from the album which includes a written review of the rally. The comments and review were written by Charles Hopping who served as SNU president in 1984. The rally ended at the Cantaloupe Festival in Fallon on August 29, 1980. Charles says that before the caravan several friends




of various caravan participants made comments as to why they were going into the hot desert during the hottest month of the year. Charles says only one afternoon did the temp get to a low 90's, that tow vehicle air conditioners were rarely used and that blankets were needed every night. The leader of the caravan was First VP, Howard Conner. It was Howard that established the Caravan travel attitude. This attitude was "to see as much as possible of the central and mid Eastern part of Nevada; no iron clad itinerary; each day we would all discuss and formulate a general plan for the next day, and even this could change if we deemed. The scheme was to relax and enjoy. This we all did!" Sounds a lot like the way the SNU still operates to this day. It also looks like the SNU's willingness to help others with mechanical difficulties or other things at rallies or on caravans is a trait that has always been a part of the SNU. Howard was the resident mechanic on the 1980 caravan. He apparently efficiently dealt with a variety of mechanical and plumbing problems. The kitty fee for this rally was \$35 per participant. This covered overnight expenses - two nights in a Nevada State Park at \$1.50 per night per rig and one night in a commercial campground at Baker. The rest of the overnight spots were free. The kitty also seems to have covered most of the meals. Charles says his tow vehicle traveled 1285 miles from Reno and back, used 137.4 gallons of gas at a cost of \$168.62 an average of 9.4 MPG. He says his biggest expense was for two cases of Heart of Gold melons. The caravan headed east from Fallon on Hwy 50. After a lunch stop at Rock Creek ruins, they stopped for the night at Scotts Summit. Other places visited on this caravan included Austin, Eureka, Ward Charcoal Ovens State park, a smelter at McGill, Kennecott mining near Ely, Baker and Lehman Caves, Pioche and Echo Lake, Cathedral Gorge, Kershaw-Ryan, Caliente, and Manhattan.



In his closing comments, Howard says **"Finally, you members who couldn't come along missed a lot of fun and great companionship. Pleasantly warm days and wonderful cool nights, The great Mid-Nevada mountain ranges and fabulous valleys. Nevada ghost towns and important history. A wonderful inexpensive Holiday"**



40th Anniversary Year



To keep informed about the Sierra Nevada Unit - select any of the following links.

[SNU newsletter and article information](#)

[SNU 2016 Rally Schedule - Mark your calendars](#)

[SNU Facebook Page](#)

[What's new on the Sierra Nevada Airstreams.org](#)



## Remembering Special People

Frank and Steve (Stephanie) Burnham were charter members of the SNU. They continued to support the Unit up until 2002. Frank and Steve held the SNU together during some lean years. Most of the historical documents from the 1990's are still part of the Unit archives thanks to the Burnham's. Frank and Steve both served terms as President of the SNU and also held other offices. They each took turns writing the newsletter and mailing it to members. They were instrumental in planning many of the luncheons and other activities of the Unit. They hosted Christmas gatherings at their home. Frank and Steve were also active in other WBCCI events, often attending international rallies and volunteering for various duties and committees.



## Belonging to a WBCCI Unit

These comments were written in 2010 as part of a forum post in response to why join a Unit rather than be a member at large. Vicki brought up these very concepts at the SNU January luncheon. As a member of the SNU (or any Unit) you are not restricted from attending the rallies or events of other Units and WBCCI entities. Over the years many SNU members have done just that. We have also had visitors from other Units and Regions attend SNU functions. Instead of closing us off from participation in a global community, being a Unit member expands our opportunities and creates a stronger common link. No matter where we wander, who we visit, or how long it may be between our participation in our local Unit activities, it is always nice to come home. Our SNU Airstream family always welcomes us and is anxious to hear about our adventures. While some of us are traveling, others keep the home fires burning. SNU rallies, which is our priority, provides the local camaraderie and the fun we all enjoy. SNU rallies are the glue that keeps us enthused and excited about being Airstreamers and members of WBCCI.

## Send Us Your Stories

The SNU has always been about people and sharing our Airstream outings. As part of celebrating 40 years of the SNU, we'll be putting together a booklet of memories. This is an opportunity for all of the SNU members and friends to contribute to celebrating our past and create enthusiasm for our future. Please take a few minutes to review your participation in the SNU and share some of your favorite memories. They could be stories of special activities, unique rally sites, new friends, mechanical problems and how they were solved, special meals, dealing with weather, or anything else that sticks in your memory. We plan on having a completed booklet at the SNU 40th Anniversary rally at Lassen RV Resort. We will also make the booklet available in PDF format on the SNU website. Your stories and memories may also be shared in SNU newsletters and on the SNU facebook page. You can [use this form](#) or submit your stories via email to [hq@sierranevadaairstreams.org](mailto:hq@sierranevadaairstreams.org). If you have pictures or other materials to augment your stories, please include them. Be sure to include your name, the date, the location and the rally/lunch/event that your story is about. The more the better. There is no limit on the number of stories you can submit. We'd love to hear them all. [Click here to](#) see a sample of what a story page might look like.



40th Anniversary Year



### RV Safely

The 2016 travel season is just around the corner. This website might be a good refresher to help you enjoy your upcoming travels. RV Safely is a web site devoted to: ["Find everything you need to know about RVing safely."](#) Surf our pages to get answers, use our check-lists and read up so you have the knowledge, to enjoy as you travel safely." There are articles on RV Driving, fire and tire safety, check lists, first aid, and towing. Looks like a lot of good stuff. Check what you know, learn things you maybe didn't know, and get a few good ideas.

## "They Don't Build Them Like They Used To"

Thank goodness! Many people today use this phrase when talking about cars, about houses, about RV's about tools, about appliances, just about anything. Maybe it's time to take a look back a few years at RV'ing for instance from the comfort of our nice cozy Airstream with LED lights, satellite TV, and all the rest of the amenities that we expect. Most of us have experienced first hand, a lot of the changes that have taken place in camping, with and without a trailer. Just a few examples include the highway system, lanterns, stoves and refrigeration, cars and trailers. The roads we travel on have significantly improved starting with the Federal Aid Highway Act in 1956 championed by President Dwight D. Eisenhower. Before that time two lane roads were the norm. Even many well traveled roads were dirt or gravel. Cars stopped along the road with flat tires, overheated radiators, and other problems used to be a common sight. Without cell phones, you had to fix it yourself, walk or hitch a ride to the nearest payphone to call for assistance. Nowadays most new cars go at least 100,000 miles before they need service and you seldom see anyone stranded on the side of the road.

Travel trailers were little more than hard sided tents on wheels even into the 1950's. Refrigeration was an ice box, water in the sink used a hand pump, and bathroom facilities were primitive or non-existent. Then there were the issues regarding insulation, suspension, wheels and tires, hitching and brake systems and everything else that enables us to travel down the road smoothly, safely and in comfort. My Dad wrote this about a 16ft trailer he bought from an uncle in 1960. He doesn't mention a thing about bathroom facilities (there were none). My family - parent's and four kids traveled many a mile with this trailer including trips to Mexico and Alaska.

***"Camping isn't too rough when you have two double beds in a trailer, food in the ice box, gas to cook on, cupboards for food and clothes, as much space as we had in the car and trailer and electric and gas lights."***

Where to stay is another area that has seen significant changes in the last 50+ years. Not that long ago, RV parks were few and far between and many left a lot to be desired.

Campgrounds, both private and government weren't that common. On the upside, years ago it was much easier to pull off almost anywhere, stop for the night or set up camp without any rules and regulations and without safety concerns. Today, not only are there more options, many of the older parks and campgrounds are being upgraded to accommodate the larger rigs that are popular today.

Today, we can make choices as to the kind of RV experience we want. We have the choice for instance to buy a vintage trailer or a brand new one with all the modern conveniences. We can keep a vintage trailer true to it's origin or retrofit it to suit today's preferences. We can go camping in high end RV parks with all the amenities of a small community including swimming pools and golf courses. Or we can head for the boonies with just the amenities we carry with us. Even the choice of being in the boonies has improved over the years. Think about generators, solar panels, better water tanks, refrigeration and food storage.

New standards, new methods of construction, and new materials available have all played a role in building new and better products as well as providing more consistency in outcomes and performance. New methods and more automated manufacturing have helped make RV'ing an enjoyable experience for a wider segment of the population. Although the definition has changed somewhat, hand crafted RV's are still available, usually at a premium price. We can choose an RV lifestyle that we enjoy and that suits our individual needs. We can head on down the highway reasonably secure that we won't end up on the side of the road with some problem. We can feel confident that we will find a great place to spend the night. If we choose, instead of building a campfire or trying to light a portable stove, we can cook dinner in the microwave, enjoy ice cream that hasn't melted from the freezer, sit back and watch a movie or TV all in the comfort of modern recreational vehicle.

Recreational Travel in the 1920's

