




Rally Season Opens Up at Hickison

AIRSTREAMER



PRESIDENT'S LETTER

Gene is still out of the area at family property in the Philippines and wondering if he'll ever get back. He does send word:

Hello, we still don't have a flight home. I could not find out if the state parks will be open in June 'they opened May 29th, Editor'. We can have a rally on BLM land somewhere and Hickison is BLM so we are one for June. I think the rules allow up to 10 to gather, we could keep down to that and on BLM who would care anyway. Just my thoughts. Chow

With so little words from Gene the Editor will put some in his mouth, "We are finally seeing states and the US open up; Nevada State Park campgrounds reopening at 50% capacity as of May 29th, as this is being written and most visitor centers, museums and gift shops are to open June 1st. With things opening up we have rallies scheduled summer through fall. We will practice social distancing as may be required and hope that we find you somewhat close at hand for them: Hickison Petroglyphs, June 11th-14th; Weed Heights RV Park, July 16th- 9th; Crocker-Beckwourth (NFS campground), August 20th-23rd; Lassen RV Resort, September 17th-20th; Lahontan Beach, October 15th-18th. After that its luncheons and maybe a pop-up rally to follow in November and December."

"REMEMBER TO VOTE FOR WBCCI OFFICERS AND AMENDMENTS"

Regards, Gene and Carmen & your Airstreamer editor

It's Finally Time to Rally! Will you be there?

SNU HICKISON PETROGLYPHS RECREATION AREA (BLM) - THURSDAY, JUNE 11TH TO SUNDAY THE 14TH >>>BLM SAYS HICKISON IS OPEN FOR CAMPING<<<

The SNU Hickison Rally is scheduled less than two weeks away for June 11th- 14th; the BLM says the campground exhibits and trails are open although the restrooms are closed. Long time members Dyann & Jerry Thornburg are our rally host, provided that you RSVP with Dyann McDonald Thornburg or our Membership Chair, Don Williams, at snu157@wbcci.net by Monday, June 8th. Hickison is located on US-50 200 miles east of Reno, 25 miles east of Austin, NV.

MEMBER SPOTLIGHT

We want to hear about our member's Airstream lifestyle. Help your Editor out and send me a couple of paragraphs and photos! I can't make things up about you but if you give me something to work with, I'll make it sound great!

Calendar of Events

WBCCI/WBAC SNU Membership - WBCCI Renewal Time - It's time to renew your WBCCI membership for 2021. Be one of the first and renew now. We also invite our many SNU friends to join us. Don't fret that the SNU mostly boondocks; we'll help you through it and provide solid advice. Yes membership is still \$75 total, \$65 for the Wally Byam Airstream Club and \$10 for the SNU.

Renew or Join at: <https://airstreamclub.org>, select the appropriate Current or Future Member pulldown menu and definitely pick the SNU, Unit #157 as your home unit!

Return Ballots for WBCCI Officers and Amendments, - Thursday June 11th

SNU Hickison Petroglyphs Rally (BLM campground) - Thursday, June 11th to Sunday the 14th.

Loveland 2020 WBCCI International Rally - June 20th, 2020 CANCELLED

Sierra Nevada Unit Board

- **Gene Baleme, president**
- **Dyann McDonald Thornburg, secretary**
- **Gail Williams, treasurer**
- **Jerry Thornburg, trustee**
- **Randy Grossman, trustee**
- **Don Williams, membership chair & newsletter editor**

SNU Weed Heights Nevada Surf & Turf - Thursday, July 16th to Sunday the 19th - Summer is bringing freedom; celebrate at the SNU Weed Heights Rally with Jerry Thornburg's Nevada Surf & Turf. Come share the hilltop Weed Heights RV park with us. You can relax, plug in your Airstream with full services and run the A/C or visit nearby Yerington, NV. Make your reservation with Weed Heights at (775) 463-4634.

SNU Crocker-Beckworth Rally - Thursday August 20th to Sunday the 23rd - Crocker-Beckworth is an old California Conservation. Corps (CCC) camp located 3 miles east of Lake Davis (not visible from the campground) and 13 road miles from Protola, CA and the Western Pacific Railroad Museum. You'll be camped in the Pines with Aspens flanking the nearby historic Crocker Guard Station. Hiking, fishing at nearby Lake Davis and visits to the Railroad Museum <https://wplives.org> nearby.

LASSEN RV RESORT RALLY - Thursday, September 17th to Sunday the 20th - The Lassen RV Resort Rally is a perennial favorite. Phil and Jasmin have sold the Lassen RV Resort to Ben and Danelle Jansen from Denver. Ben intends to make further enhancements to the Resort beyond that Phil and Jasmin made while keeping the wooded wilderness theme and all of the typical RV park amenities, hookups and services. This is one of our most popular rally of the year so put it on your schedule and make a reservation with Ben now at 530.336.5657 or online at <https://lassenrvresort.com>. - Randy Grossmann #3352

Region 12 Emerald Dunes Rally - Wednesday, October 21st to Sunday, the 25th - Region 12 opened registration for the **2020 Region Rally**. The San Diego Airstream Club is hosting this years region rally at the Emerald Dunes RV Resort. The rally is on the schedule with the hope that California and other states will be open for normal life. Region President Cecelia Stansbury and the San Diego Airstream Club will keep us up to date on the rally planing and activities! Gail and your Editor have stayed at the Emerald Dunes using it as a kick off for the annual Palm Springs Modernism Week and the Vintage Trailer Show. We can vouch that the Dunes will include great food, relaxation (an SNU favorite) and local venues for golfing (Joan & John take note), the Palm Springs Aerial Tram that takes you from near sea level to cool forests at 8500 ft in the San Jacinto Mountains, nearby Joshua Tree National Park, Salton Sea, Desert Hills Premium Outlets (discount mall) and more. The region rallies give you a chance to talk with other Airstreamers and get ideas for your own adventures! Let get a contingent of members and host a SNU Caravan South for Emerald Dunes. Stay tuned here or at airstreamclub.org for more info.

Lahontan State Recreation Area Rally - Thursday, October 15th to Sunday the 18th - Fall is a great time to visit Lahontan, mild temperatures and no high water levels we've sometimes seen in Spring. Nevada touts Lahontan, "Canoeing from Fort Churchill to the lake makes for a great day trip when conditions allow. Wild horses, bobcat, fox and deer share the park with a variety of birds, including migratory waterfowl, pelicans, herons, egrets and hawks. Lahontan is also a nesting site for bald eagles,' so birding, walking and a possible visit to nearby Buckland Station are in store for us.

SNU November through December - Want to know more, check out our 2020 SNU Rally Calendar or go to the Wally Byam Airstream Club Events pages: <https://airstreamclub.org/events>.

RYE PATCH VIRTUAL RALLY REPORT

Now we've missed a third rally of the year, Rye Patch State Recreation Area. Nevada says its 'Open year-round, Rye Patch State Recreation Area is situated on a 22-mile long reservoir that has 72 miles of shoreline and 11,000 acres of water surface when full. Visitors enjoy camping, picnicking, swimming and water-skiing, and fisherman delight in the available white bass, catfish, black bass and walleye. Trails around and throughout the park make it easy to enjoy the waterfowl and wildlife that abound, including hawks, eagles, owls, great egrets, antelope, deer and fox. The park also serves as a popular base camp for off-road vehicles, ghost town exploration and gold prospecting.' The SNU returned to Rye Patch last year in April and had a great early season rally, we had the group site all to ourselves adjacent to the Humboldt River. Hopefully Rye Patch will be in our schedule for 2021.



20 YEARS AGO - <http://sierranevadaairstreams.org/snu/news/archives/oojn-nwsltr.pdf>

The two page June 2000 Airstreamer reported on 11 members in 5 rigs plus guests Bob and Susan Vandeneuvel #4921 from the Oregon Unit at the May Washoe Lake Rally. Marge and Dale Grosch were making plans to attend the coming International Rally in Bismarck, ND. A mid week brown bag luncheon at the Bowers Mansion was planned in lieu of a June Rally.

10 YEARS AGO - <http://sierranevadaairstreams.org/snu/2010/10news/10jn-snu-nwsltr.pdf>

The four page May 2010 Airstreamer reported on the Unit's May rally at Fort Sage and the upcoming Unionville Rally. Sage rally attendees included the Grossmans, Wheelers, Warns, Leippers, Balesmes and Thornburgs. One couple, un-named, had an exciting episode with their Airstream motorhome getting fuel in Fallon but were able to arrive safely at the rally later in the day. Weekend rally weather was reported to include "wind, rain, snow, wind and even some sun," snow in May! The wind must have been bad to warrant a

double listing. Gene needed help replacing the cover on his air conditioner and the wind was responsible for social distancing practiced by each couple eating in their own Airstream during the Friday evening meal. Tom and Kristy Guy, now SNU members, were so anxious to attend an Airstream rally in their fixed up Tradewind they arrived one week early and enjoyed great weather at Fort Sage, go figure.

[RALLY & CARAVAN SEASON IS COMING, ARE YOU READY?](#) - By Don Williams KD6UVT #14207

I hope you have been making good use of your time with the shut down of our economy; you can invest your own elbow grease in prepping your trailer for the opening of travel season, especially if you've been sequestered at home.

Take a look at our Airstream, its look's mask its 8 years and 120,000 mile life. It's been swept out, floors mopped and polished, walls wiped down, stove cleaned. After that it was wash the outside, Walbernize and clean and polish all the plastic vents, skylights and marker light lenses. I'm done and ready to caravan right? Well maybe not, it looks ready to hit the road but is it?



There was one hint of work needed on the inside, I needed to replace about 20 rivets in the dinette, head, bedroom and even in the closets and overhead lockers. Many of the broken rivets were on the curb side; old, worn and out of balance tires? No, all have been replaced in the last two years. But there was a tell-tale sign under the trailer, oil stain on the curb side front shock absorber and on the frame at the mounting stud, all those miles have taken their toll on the



shocks.

Only time will tell, but four new shocks from "Out-of-Doors Mart", Airstream of North Carolina, at a great sale price and two days delivery to California should fix the problem! Add three hours installation time to rotate and air up the tires, torque lug nuts and inspect the wheel wells, belly pan and the various water tank enclosures for missing rivets and bolts, dents, gouges, etc. (we've been on a lot of roads worse than those found at Sierra Nevada Unit rallies). I've replaced 40% of the belly pan rivets over the years so I had a jump start there, all were good.

Am I done now? Well maybe. With our mild winter climate we never really winterize so we don't need to sterilize, flush and fill although it is a task we do once a year so that the Airstream becomes our earthquake kit with water, power, food and clothing. But there's more, I've summarized your tasks from the **AIRSTREAM OWNER'S MANUAL** to save you the time trying to find yours but you can also use **THE NEWBIES GUIDE TO AIRSTREAMING** (included in your late model Airstream briefcase of operation manuals) or **THE (NEARLY) COMPLETE GUIDE TO AIRSTREAM MAINTENANCE**, both by Rich Luhr from Airstream Life:



EVERY 5000 MILES OR 90 DAYS

• Exterior Door Locks	Lubricate with dry graphite;
• Exterior Hinges	Lubricate with light household oil '3-in-One or CorrosionX ;
• LPG Hold Down	Lubricate with light household oil;
• LPG Regulator	Check bottom vent for obstructions, dirt, dead bugs and webs;
• Main Door Striker Pocket	Coat with paraffin 'spray internal lock pivots and linkage with CorrosionX';
• Wheel Lug Nuts	110 ft-lbs for alloy wheels, 100 ft-lbs steel wheels, check your manual;
• Break Away Switch	Pull pin and lubricate with household oil;
• 7-Way Plug	Spray with contact (electrical) cleaner;
• Hitch Ball Latch	Lubricate with non-detergent motor oil;
• Hitch Ball	Lubricate with hitch ball lube or wheel bearing grease;
• Range Exhaust Hood	Clean fan blades and wash filter;
• Roof Vent Elevator Screws	Lubricate with light household oil
• Main Door Step	Lubricate moving part

EVERY 10,000 MILES OR 6 MONTHS

• Brakes	Inspect, adjust or replace;
• Wheel Bearings	Clean and repack;
• Tires	Inspect and rotate 'check and adjust air pressure, Editor';
• Spare Tire Carrier	Lubricate moving parts;
• Seals, Windows & Door	Clean with mild detergent and coat with silicone lubricant;
• TV Antenna	Lubricate all moving parts with silicone lubricant;
• Exterior	Wash & wax (do not use abrasive cleaner or wax);
• Escape Window	Lubricate latches with WD-40 'better to use Boeshield T9, Editor';
• Battery	Clean, neutralize and coat terminals;
• A-Frame, Step	Wire brush and paint frame at front and rear;
• LP Bottles	Have purged by LP Supplier 'I found this is easy to d yourself when camping or at rallies, the furnace will quit or the stove burners go out when the second tank empties!, Editor';
• Seams	Check and reseal exterior seams, windows, lights and vents as needed - use Acryl-R seam sealer or equivalent;
• Hitch Coupler and Ball	Check for wear or damage, assure all parts operate freely, replace components if worn or damaged, 'inspect your safety chains and tow vehicle hitch receiver for unusual wear and cracks, wire brush and paint as needed, Editor';

All this work is easily performed by the average Airstream owner with the exception of Brakes and Wheel Bearings which require minor mechanical skills that many have chosen not to develop or a few speciality tools not possessed. Once you've complete your maintenance tasks run through the following checklists you should use on every travel day.

Interior Trailer

1. Turn off water pump switch.
2. Check battery water level.
3. Close windows and vents.
4. Lock all interior cabinet doors.

For more info on the Sierra Nevada Unit go to: www.sierranevadaairstreams.org/snu/ , Sierra Nevada Unit of the WBCCI on Facebook or email us at: snu157@wbcci.net . (all photos courtesy of sierranevadaairstreams.org)

5. Latch refrigerator door. (Seal containers first.)
6. Hold down or stack securely all loose, hard and sharp objects.
7. Fasten sliding and foldette doors.
8. Drain toilet bowl.
9. Turn off interior lights.
10. Set table in upright position.
11. Pull up or retract step.
12. Lower blinds.
13. Secure and lock main door and dead bolt.

Exterior Trailer

1. Disconnect and stow the electrical hookup cord, the sewer hookup hose, and the water hookup hose.
2. Turn off gas at LP tanks.
3. Retract stabilizing jacks.
4. Check Hitch: It must be properly attached, 'insert a clip or pin in hitch ball latch, Editor'.
5. Check safety chains and breakaway switch cable.
6. Fully retract jack. Remove and stow jack stand, foot, or wood block.
7. Check clearance, turn signals, and stop lights.
8. Check lug nuts.
9. Check tires for correct pressure.
10. Check that TV antenna is properly stowed.
11. Lock main door dead bolt.
12. Adjust tow vehicle mirrors.
13. Pull forward some 50 ft., test brakes, and check site for forgotten objects and cleanliness.

Trailer Equipment and Accessories

1. Water hose, 5/8 in. high pressure, tasteless, odorless, non-toxic, (or two 25 ft. sections).
2. "Y" connection for water hose.
3. The sewer hose with clamp.
4. Drain cap with hose drain.
5. Holding tank cleaner and deodorizer.
6. Power cord adapter 30-amp capacity.
7. 50 ft. electric cord, 12-3 wire, 30-ampere capacity.
8. 25 ft. electric cord, 10-3, 30-ampere capacity.
9. Woodblocks for leveling.
10. Wheel chocks.
11. Hydraulic jacks.
12. Cross type lug wrench.
13. Torque Wrench
14. Quality tire gauge.
15. Emergency road warning triangle.

Home

1. Leave house key with your neighbors
2. Valuables and important papers should be stored in a safe place.
3. Newspaper, milk and other deliveries should be discontinued.
4. Ask the Post Office to hold your mail for you.
5. Arrange with the telephone company for discontinued or "vacation service".
6. Arrange care for your pets.
7. Your lawn, garden and houseplants should be cared for.
8. Lock all windows and doors securely. Keep shades open for a lived in look.
9. Cover all food to keep out mice and insects.
10. Eliminate all fire hazards. Place matches in a tin box or glass jar.
11. Store oil, gasoline, and other flammables properly.
12. Destroy all newspapers, magazines and oily rags.
13. Notify police of your departure and return dates.

Personal

1. Tow vehicle insurance to cover you and your family fully along with proof of insurance.
2. Try to avoid large amounts of cash. Use Travelers Checks and credit cards.
3. Confirm reservations.
4. Have sunglasses, sun block, and bug spray for everyone.
5. Pack camera and film.
6. Make a checklist of clothing for everyone, and toilet articles. Prescribed medications.

7. Birth certificate, Passport.
8. Medical insurance cards.

Motoring Essentials

1. Display the tow vehicle and trailer registration properly.
2. Carry valid drivers license.
3. In Mexico must have special auto insurance.
4. Carry an extra set of the ignition and truck keys in a separate pocket, or in your wallet.
5. Keep an operating flashlight with fresh batteries in the glove compartment.
6. Pack so that you can reach the tools and spare tire without completely unpacking.
7. Keep sharp or hard articles securely packed wherever they may be.
8. Do not packed things in the passenger seating area. You need the maximum space for comfort.
9. Wear easy wash, drip-dry traveling clothes.
10. 10. Do not make your vacation trips a mileage marathon. Stop and relax frequently.
11. Carry a first-aid kit.
12. Carry your pet's dish, food, leash, and health and registration papers.
13. In Canada you'll need a non-residence liability insurance card, birth certificate and/or Passport.

WALLY BYAM'S CREED

- ◆ To place the great wide world at your doorstep for you who yearn to travel with all the comforts of home.
- ◆ To provide a more satisfying, meaningful way of travel that offers complete travel independence, wherever and whenever you choose to go or stay.
- ◆ To keep alive and make real an enduring promise of high adventure and faraway lands... of rediscovering old places and new interests.
- ◆ To open a whole world of new experiences... a new dimension in enjoyment where travel adventure and good fellowship are your constant companions.
- ◆ To encourage clubs and rallies that provide an endless source of friendships, travel fun and personal expressions.
- ◆ To lead caravans wherever the four winds blow... over twinkling boulevards, across trackless deserts... to the traveled and untraveled corners of the earth.
- ◆ To play some part in promoting international goodwill and understanding among the peoples of the world through person-to-person contact.
- ◆ To refine and perfect our product by continuous travel-testing over the highways and byways of the world.
- ◆ To strive endlessly to stir the venturesome spirit that moves you to follow a rainbow to its end... and thus make your travel dreams come true.

Wally Byam

Dreams of Rallies Far and Near



June Hickison Petroglyphs Rally

July Weed Heights - Jerry's NV Surf & Turf >>>



Don Williams, Newsletter Editor, kd6uyt@wbcci.net — "What do you want to be in life, a spectator or a participant?"